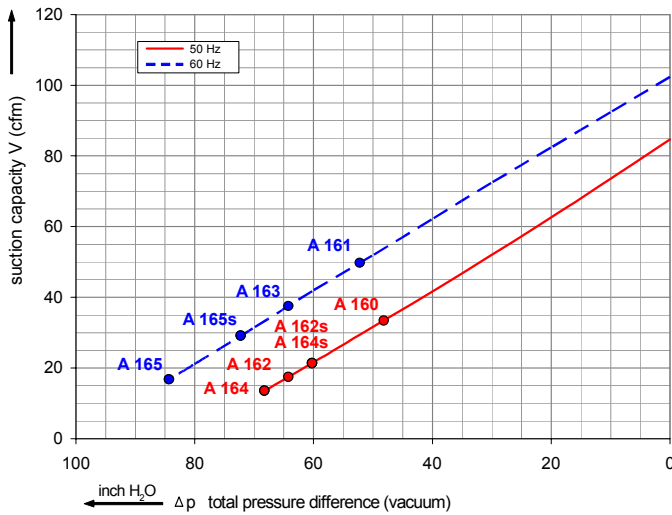
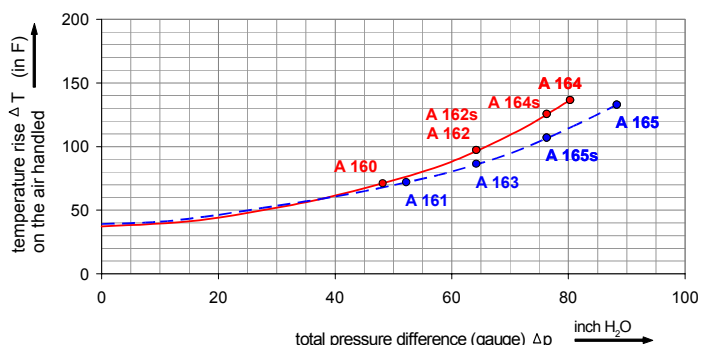
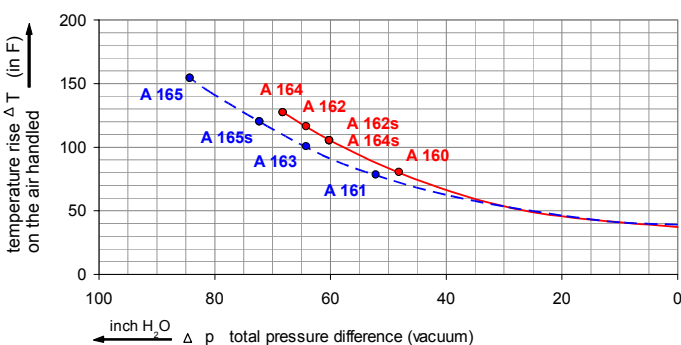
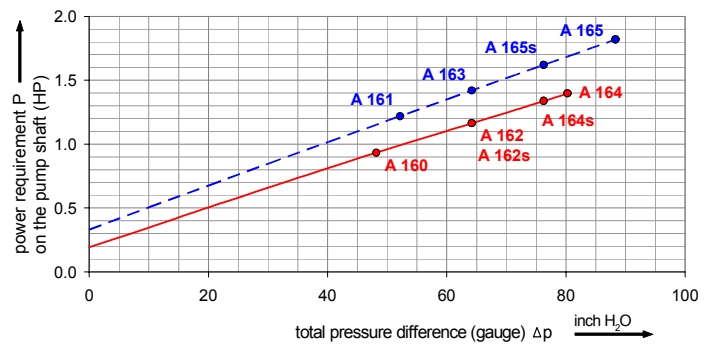
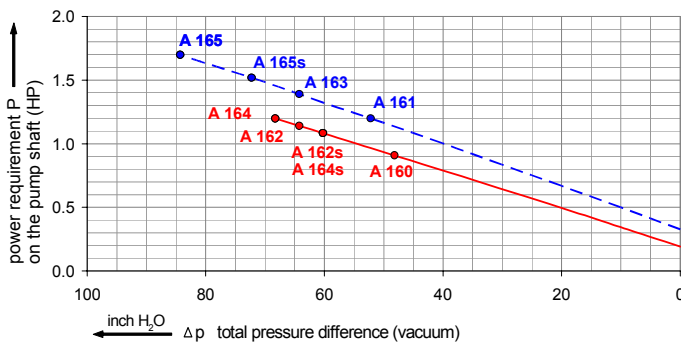
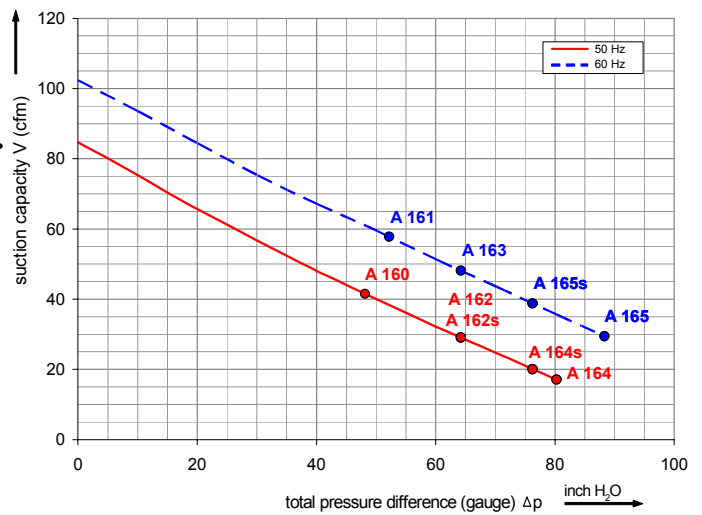


2BH1 400

Performance curve for Vacuum pump



Performance curve for Compressor



The performance curves are based on air at a temperature of 59 F and an atmospheric pressure of 401.53 inch H₂O with a tolerance of +/- 10 %. The total pressure differences are valid for suction and ambient temperatures up to 77 F. For other conditions please confer with us.

Each G_200 type can be applied both as vacuum pump and compressor in continuous operation over the total stated performance curve range. The motors are available as standard for the input voltage range of 50 and 60 Hz and for protection category IP 55 as well as approved for UL and CSA. Blowers with ATEX 94/9 EG are available, too.

Selection and ordering data

Type 2BH1 400

Curve No.	Order No.	Fre- quency	Rated power	Input voltage		Input current		Permissible total differential pressure ²⁾		Sound pressure level ³⁾	Weight ca.
								Vacuum	Compressor		
		Hz	HP	V		A		inch H ₂ O	inch H ₂ O	dB(A)	lbs

3~ 50/60 Hz IP55 insulation material class F 1)

A 160	2BH1400-7AH06	50	0.94	200D ... 240D	345Y ... 415Y	3.8 D	2.2 Y	-48	48	63	29
A 161	2BH1400-7AH06	60	1.11	220D ... 275D	380Y ... 480Y	3.75D	2.15Y	-52	52	64	29
A 162	2BH1400-7AH16	50	1.14	200D ... 240D	345Y ... 415Y	4.2 D	2.4 Y	-64	64	63	33
A 163	2BH1400-7AH16	60	1.27	220D ... 275D	380Y ... 480Y	4.0 D	2.3 Y	-64	64	64	33
A 164	2BH1400-7AH26	50	1.74	200D ... 240D	345Y ... 415Y	6.6 D	3.8 Y	-68	80	63	35
A 165	2BH1400-7AH26	60	2.0	220D ... 275D	380Y ... 480Y	6.9 D	4.0 Y	-84	88	64	35

1~ 50/60 Hz IP55 with attached condenser for continuous operation

A 164s	2BH1400-7AV24	50	1.47	100	200	15.2	7.6	-60	76	63	35
A 165s	2BH1400-7AV24	60	1.74	100	200	17.2	8.6	-72	76	64	35
A 164s	2BH1400-7AV25	50	1.47	115	230	14.6	7.3	-60	76	63	35
A 165s	2BH1400-7AV25	60	1.74	115	230	16.6	8.3	-72	76	64	35

1~ 50 Hz IP55 with attached condenser for continuous operation

A 162s	2BH1400-7AA11	50	1.07	230		5.2		-60	64	63	33
--------	---------------	----	------	-----	--	-----	--	-----	----	----	----



Other voltage ranges

2BH1400-7A .

50Hz		60Hz		↑ ↑	
3~					
185...225 V D / 320...390 V Y	200...240 V D / 345...415 V Y	H	1		
200...240 V D / 345...415 V Y	220...275 V D / 380...480 V Y	H	6		
345...415 V D	380...480 V D	H	7		
500 V D	575 V D	C	5		

Machines according to the ATEX norm 94/4 EG are available for the whole performance range.
Following types available: Category 3 G, 3/2 G, 3 D and 3/2 D.

1~					
100 / 200 V	100 / 200 V	V	4		
115 / 230 V	115 / 230 V	V	5		
230 V	---	A	1		

Further voltage range on request; please quote in plain text.

All G₂₀₀ achieve the standards and norms of the low voltage directive 72/23/EWG, rotating electrotechnical motor EN 60034-1-34, electromagnetic compatibility (EMC) DIN EN 61000-3-6/-4.

- For standard UL for ELECTRIC FANS UL 507 and CSA 22.2 No. 13 for Fans and Ventilators (Certificate Number E225239).
- Relief-valve are available for limiting differential pressure.
- Measuring-surface sound-pressure level acc. to DIN EN 21680, measured at a distance of 3.28 ft. The pump is throttled to an average suction pressure, a hose is connected to the discharge side (vacuum pump) / suction side (compressor), but is not fitted with relief valves.

The motors are designed according to the DIN EN 60 034 / DIN IEC 34-1 and temperature class F.

For the three phase machines the tolerances are +/- 10 % for fixed voltage and +/- 5 % for voltage range.

The single phase machines are designed with a +/- 5 % tolerances. If only 90 % of the maximum allowed pressure will be used for the continuous operating then the allowed voltage range add to +/- 10 %.

For all single and three phase machines which designed according to the UL and CSA norm (UL 507 and CSA 22.2 No. 100) the maximum allowed voltage tolerances are - 10 % resp. + 6 %.

The frequency tolerance is maximum +/- 2 %.

Changes in particular the quoted performance curve, datas and weights without prior notice. The figures are without obligations.

www.nash-elmo.com

info@nash-elmo.com

+49 911 1454 - 0

nash_elmo Industries, LLC

nash_elmo Industries GmbH

nash_elmo Industries GmbH

2 Trefoil Drive
Trumbull 0661, CT
USA

Katzwanger Str. 150
90461 Nürnberg
Germany

Industriestr. 26
97616 Bad Neustadt/Saale
Germany