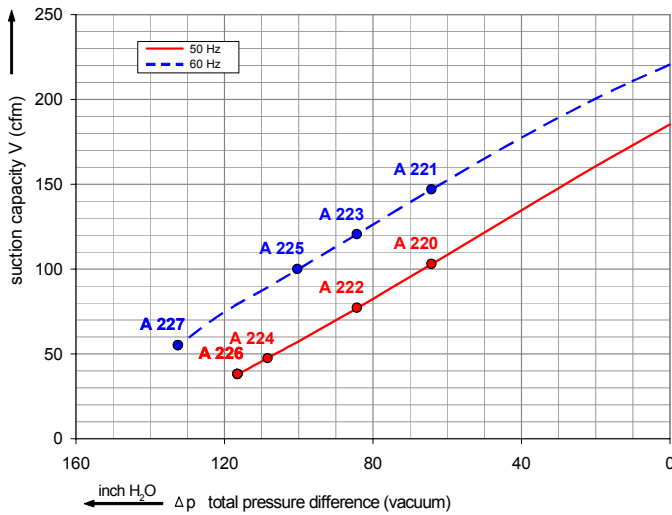
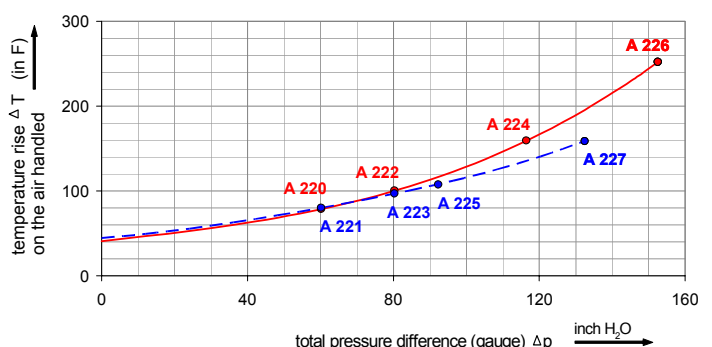
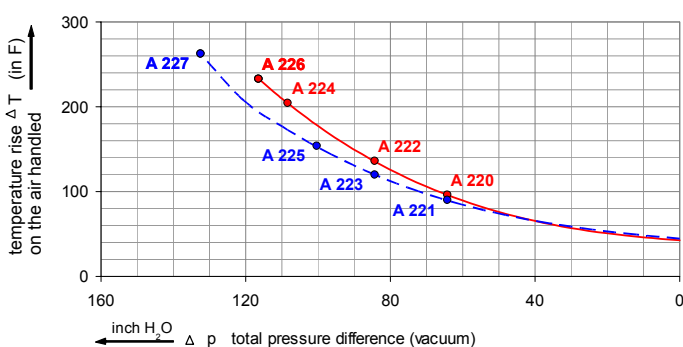
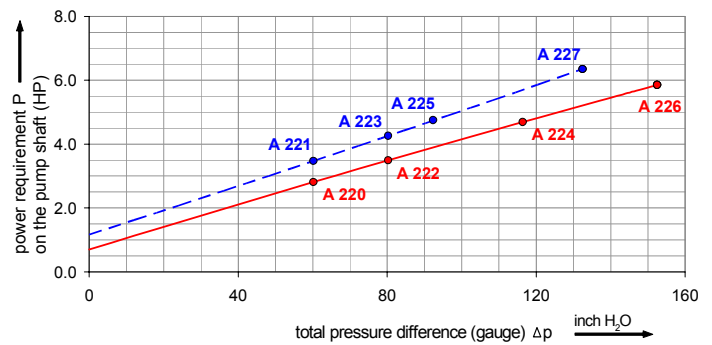
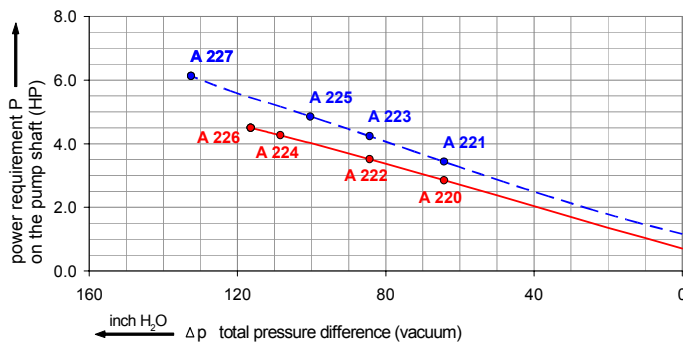
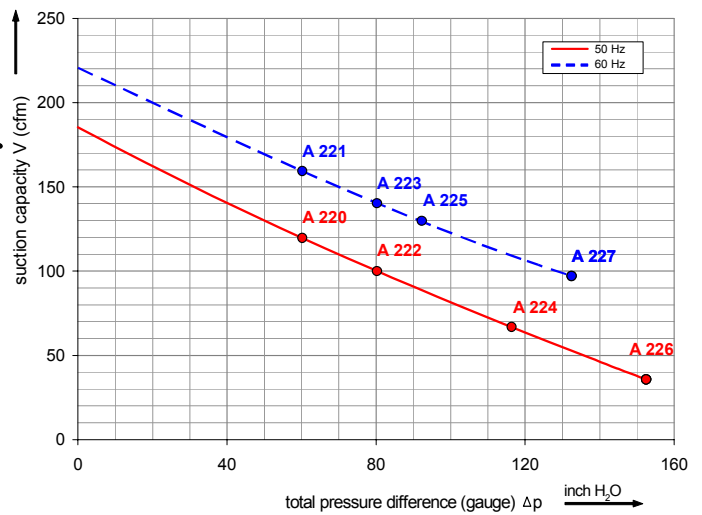


# 2BH1 600

Performance curve for Vacuum pump



Performance curve for Compressor



The performance curves are based on air at a temperature of 59 F and an atmospheric pressure of 401.53 inch H<sub>2</sub>O with a tolerance of +/- 10 %. The total pressure differences are valid for suction and ambient temperatures up to 77 F. For other conditions please confer with us.

Each G\_200 type can be applied both as vacuum pump and compressor in continuous operation over the total stated performance curve range. The motors are available as standard for the input voltage range of 50 and 60 Hz and for protection category IP 55 as well as approved for UL and CSA. Blowers with ATEX 94/9 EG are available, too.

## Selection and ordering data

### Type 2BH1 600

Curve No.	Order No.	Fre- quency	Rated power	Input voltage		Input current		Permissible total differential pressure <sup>2)</sup>		Sound pressure level <sup>3)</sup>	Weight ca.
								Vacuum	Compressor		
		Hz	HP	V		A		inch H <sub>2</sub> O	inch H <sub>2</sub> O	dB(A)	lbs

### 3~ 50/60 Hz IP55 insulation material class F 1)

A 220	2BH1600-7AH06	50	2.14	200D ... 240D	345Y ... 415Y	8.5D	4.9Y	-64	60	69	57
A 221	2BH1600-7AH06	60	2.75	220D ... 275D	380Y ... 480Y	8.8D	5.1Y	-64	60	72	57
A 222	2BH1600-7AH16	50	2.95	200D ... 240D	345Y ... 415Y	10.0D	5.8Y	-84	80	69	64
A 223	2BH1600-7AH16	60	3.42	220D ... 275D	380Y ... 480Y	10.3D	6.5Y	-84	80	72	64
A 224	2BH1600-7AH26	50	4.02	200D ... 240D	345Y ... 415Y	12.5D	7.2Y	-108	116	69	75
A 225	2BH1600-7AH26	60	4.62	220D ... 275D	380Y ... 480Y	12.6D	7.3Y	-100	92	72	75
A 226	2BH1600-7AH36	50	5.36	200D ... 240D	345Y ... 415Y	16.4D	9.5Y	-116	153	69	93
A 227	2BH1600-7AH36	60	6.17	220D ... 275D	380Y ... 480Y	16.4D	9.5Y	-132	132	72	93



### Other voltage ranges

2BH1600-7A  .

50Hz		60Hz		↑ ↑	
3~					
185...225 V D / 320...390 V Y	200...240 V D / 345...415 V Y	H	1		
200...240 V D / 345...415 V Y	220...275 V D / 380...480 V Y	H	6		
345...415 V D	380...480 V D	H	7		
500 V D	575 V D	C	5		

Machines according to the ATEX norm 94/4 EG are available for the whole performance range.

Following types available: Category 3 G, 3/2 G, 3 D and 3/2 D.

Further voltage range on request; please quote in plain text.

All G\_200 achieve the standards and norms of the low voltage directive 72/23/EWG, rotating electrotechnical motor EN 60034-1-34, electromagnetic compatibility (EMC) DIN EN 61000-3/-6/-4.

- 1) For standard UL for ELECTRIC FANS UL 507 and CSA 22.2 No. 13 for Fans and Ventilators (Certificate Number E225239).
- 2) Relief-valve are available for limiting differential pressure.
- 3) Measuring-surface sound-pressure level acc. to DIN EN 21680, measured at a distance of 3.28 ft. The pump is throttled to an average suction pressure, a hose is connected to the discharge side (vacuum pump) / suction side (compressor), but is not fitted with relief valves.

The motors are designed according to the DIN EN 60 034 / DIN IEC 34-1 and temperature class F.

For the three phase machines the tolerances are +/- 10 % for fixed voltage and +/- 5 % for voltage range.

For all three phase machines which designed according to the UL and CSA norm (UL 507 and CSA 22.2 No. 100) the maximum allowed voltage tolerances are - 10 % resp. + 6 %.

The frequency tolerance is maximum +/- 2 %.

Changes in particular the quoted performance curve, datas and weights without prior notice. The figures are without obligations.

[www.nash-elmo.com](http://www.nash-elmo.com)

[info@nash-elmo.com](mailto:info@nash-elmo.com)

+49 911 1454 - 0

nash\_elmo Industries, LLC

nash\_elmo Industries GmbH

nash\_elmo Industries GmbH

2 Trefoil Drive  
Trumbull 0661, CT  
USA

Katzwanger Str. 150  
90461 Nürnberg  
Germany

Industriestr. 26  
97616 Bad Neustadt/Saale  
Germany