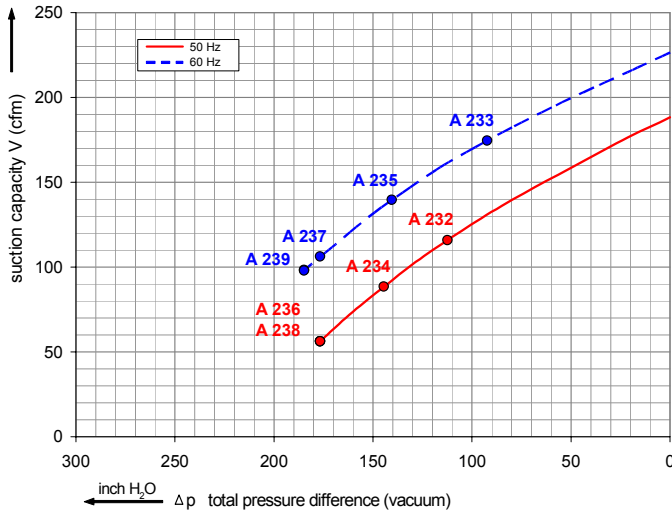
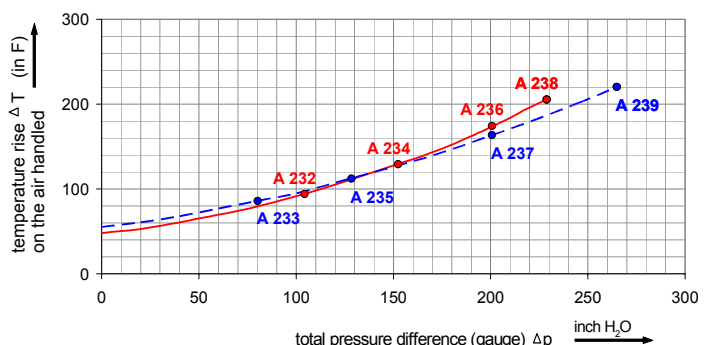
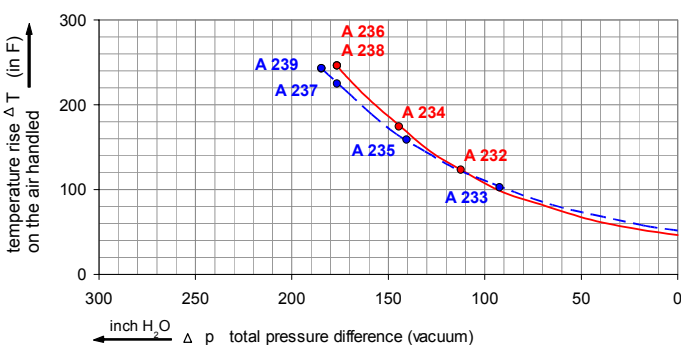
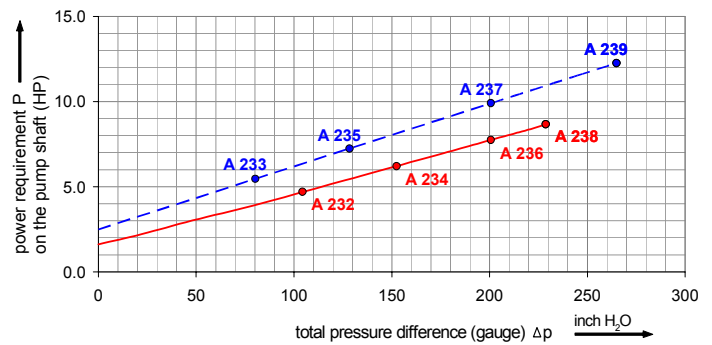
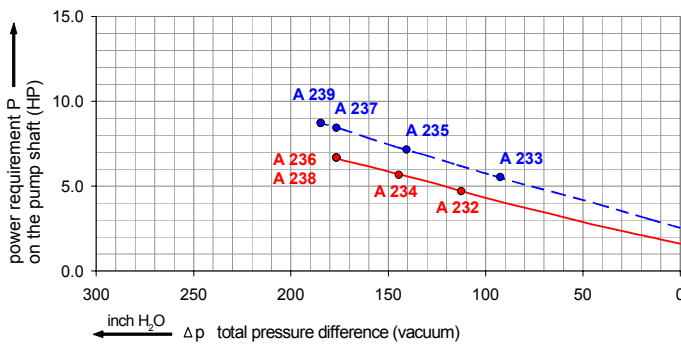
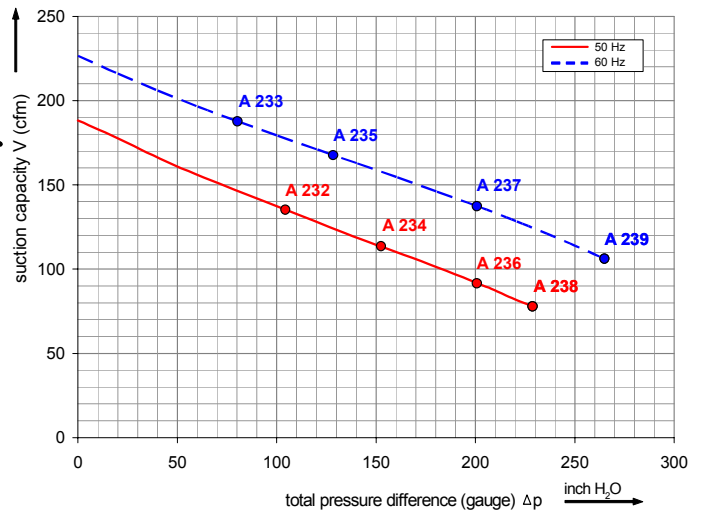


2BH1 610

Performance curve for Vacuum pump



Performance curve for Compressor



The performance curves are based on air at a temperature of 59 F and an atmospheric pressure of 401.53 inch H₂O with a tolerance of +/- 10 %. The total pressure differences are valid for suction and ambient temperatures up to 77 F. For other conditions please confer with us.

Each G_200 type can be applied both as vacuum pump and compressor in continuous operation over the total stated performance curve range. The motors are available as standard for the input voltage range of 50 and 60 Hz and for protection category IP 55 as well as approved for UL and CSA. Blowers with ATEX 94/9 EG are available, too.

Selection and ordering data

Type 2BH1 610

Curve No.	Order No.	Fre- quency	Rated power	Input voltage		Input current		Permissible total differential pressure ²⁾		Sound pressure level ³⁾	Weight ca.
								Vacuum	Compressor		
		Hz	HP	V		A	inch H2O	inch H2O	dB(A)	lbs	

3~ 50/60 Hz IP55 isolation material class F 1)

A 230	2BH1610-7HH16	50	2.95	200D ... 240D	345Y ... 415Y	9.7D	5.6Y	-88	84	73	93
A 231	2BH1610-7HH16	60	3.42	220D ... 275D	380Y ... 480Y	10.3D	6.0Y	-68	60	76	93
A 232	2BH1610-7HH26	50	4.02	200D ... 240D	345Y ... 415Y	12.5D	7.2Y	-112	104	73	104
A 233	2BH1610-7HH26	60	4.62	220D ... 275D	380Y ... 480Y	12.6D	7.3Y	-92	80	76	104
A 234	2BH1610-7HH36	50	5.76	200D ... 240D	345Y ... 415Y	17.3D	10.0Y	-145	153	73	117
A 235	2BH1610-7HH36	60	6.43	220D ... 275D	380Y ... 480Y	18.0D	10.4Y	-141	128	76	117
A 236	2BH1610-7HH46	50	7.37	200D ... 240D	345Y ... 415Y	23.0D	13.3Y	-177	201	73	154
A 237	2BH1610-7HH46	60	8.45	220D ... 275D	380Y ... 480Y	23.0D	13.3Y	-177	201	76	154
A 238	2BH1610-7HH56	50	10.05	200D ... 240D	345Y ... 415Y	29.0D	16.7Y	-177	229	73	170
A 239	2BH1610-7HH56	60	11.53	220D ... 275D	380Y ... 480Y	30.0D	17.3Y	-185	265	76	170



Other voltage ranges

2BH1610-7H .

50Hz	60Hz	
3~		↑ ↑
185...225 V D / 320...390 V Y	200...240 V D / 345...415 V Y	H 1
200...240 V D / 345...415 V Y	220...275 V D / 380...480 V Y	H 6
345...415 V D	380...480 V D	H 7
500 V D	575 V D	C 5

Machines according to the ATEX norm 94/4 EG are available for the whole performance range.

Following types available: Category 3 G, 3/2 G, 3 D and 3/2 D.

Further voltage range on request; please quote in plain text.

All G_200 achieve the standards and norms of the low voltage directive 72/23/EWG, rotating electrotechnical motor EN 60034-1-34, electromagnetic compatibility (EMC) DIN EN 61000-3/-6/-4.

- 1) For standard UL for ELECTRIC FANS UL 507 and CSA 22.2 No. 13 for Fans and Ventilators (Certificate Number E225239).
- 2) Relief-valve are available for limiting differential pressure.
- 3) Measuring-surface sound-pressure level acc. to DIN EN 21680, measured at a distance of 3.28 ft. The pump is throttled to an average suction pressure, a hose is connected to the discharge side (vacuum pump) / suction side (compressor), but is not fitted with relief valves.

The motors are designed according to the DIN EN 60 034 / DIN IEC 34-1 and temperature class F.

For the three phase machines the tolerances are +/- 10 % for fixed voltage and +/- 5 % for voltage range.

For all three phase machines which designed according to the UL and CSA norm (UL 507 and CSA 22.2 No. 100) the maximum allowed voltage tolerances are - 10 % resp. + 6 %.

The frequency tolerance is maximum +/- 2 %.

Changes in particular the quoted performance curve, datas and weights without prior notice. The figures are without obligations.

www.nash-elmo.com

info@nash-elmo.com

+49 911 1454 – 0

nash_elmo Industries, LLC

nash_elmo Industries GmbH

nash_elmo Industries GmbH

2 Trefoil Drive
Trumbull 0661, CT
USA

Katzwanger Str. 150
90461 Nürnberg
Germany

Industriestr. 26
97616 Bad Neustadt/Saale
Germany