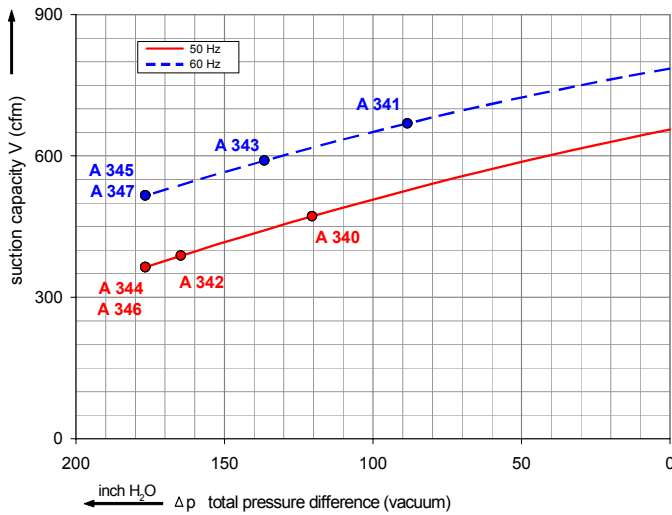
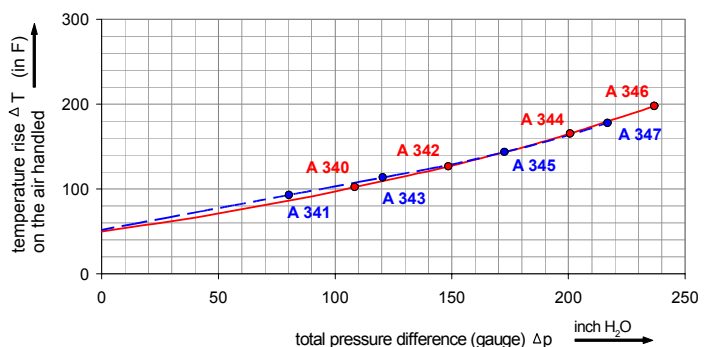
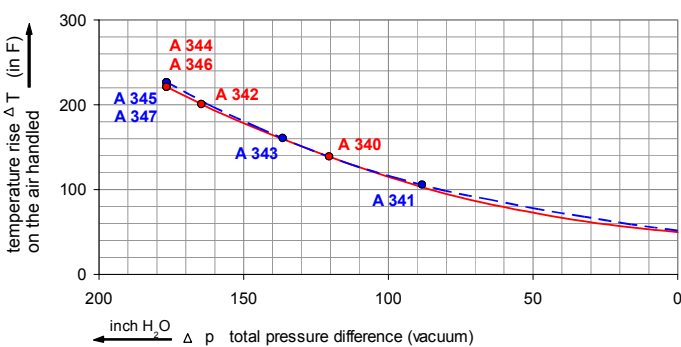
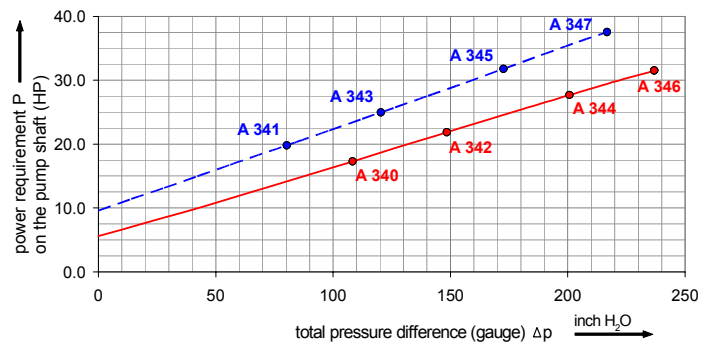
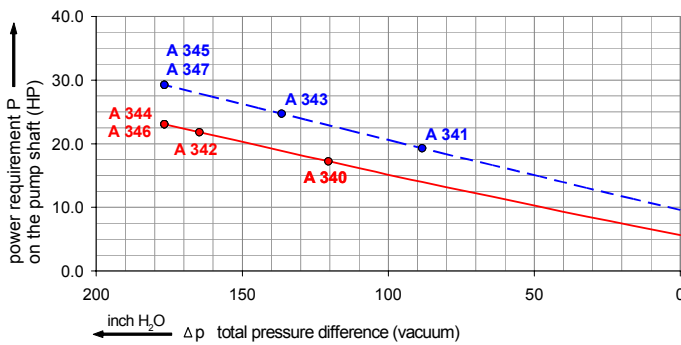
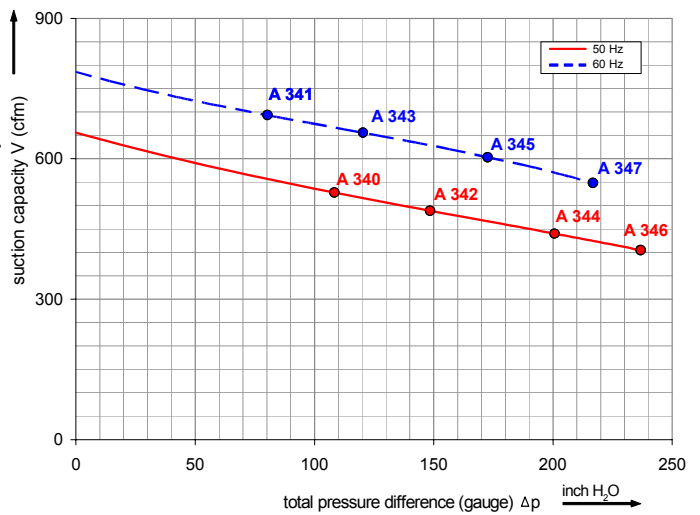


2BH1 910

Performance curve for Vacuum pump



Performance curve for Compressor



The performance curves are based on air at a temperature of 59 F and an atmospheric pressure of 401.53 inch H₂O with a tolerance of +/- 10 %. The total pressure differences are valid for suction and ambient temperatures up to 77 F. For other conditions please confer with us.

Each G_200 type can be applied both as vacuum pump and compressor in continuous operation over the total stated performance curve range. The motors are available as standard for the input voltage range of 50 and 60 Hz and for protection category IP 55 as well as approved for UL and CSA. Blowers with ATEX 94/9 EG are available, too.

Selection and ordering data

Type 2BH1 910

Curve No.	Order No.	Fre- quency	Rated power	Input voltage	Input current	Permissible total differential pressure ²⁾		Sound pressure level ³⁾	Weight ca.
						Vacuum inch H2O	Compressor inch H2O		
		Hz	HP	V	A			dB(A)	lbs

3~ 50/60 Hz IP55 insulation material class F 1)

A 340	2BH1910-7HH16	50	16.76	200D ... 240D	345Y ... 415Y	48.5D	28.0Y	-120	108	74	584
A 341	2BH1910-7HH16	60	19.44	220D ... 275D	380Y ... 480Y	50.0D	29.0Y	-88	80	84	584
A 342	2BH1910-7HH26	50	22.12	200D ... 240D	345Y ... 415Y	60.0D	35.0Y	-165	149	74	612
A 343	2BH1910-7HH26	60	25.47	220D ... 275D	380Y ... 480Y	63.0D	36.5Y	-136	120	84	612
A 344	2BH1910-7HH36	50	26.81	200D ... 240D	345Y ... 415Y	69.0D	40.0Y	-177	201	74	650
A 345	2BH1910-7HH36	60	30.83	220D ... 275D	380Y ... 480Y	72.0D	42.0Y	-177	173	84	650
A 346	2BH1910-7HH46	50	33.51	200D ... 240D	345Y ... 415Y	90.0D	52.0Y	-177	237	74	716
A 347	2BH1910-7HH46	60	38.87	220D ... 275D	380Y ... 480Y	90.0D	52.0Y	-177	217	84	716



Other voltage ranges

2BH1910-7H .

50Hz	60Hz	
3~		↑ ↑
185...225 V D / 320...390 V Y	200...240 V D / 345...415 V Y	H 1
200...240 V D / 345...415 V Y	220...275 V D / 380...480 V Y	H 6
345...415 V D	380...480 V D	H 7
500 V D	575 V D	C 5

Machines according to the ATEX norm 94/4 EG are available for the whole performance range.

Following types available: Category 3 G, 3/2 G, 3 D and 3/2 D.

Further voltage range on request; please quote in plain text.

All G_200 achieve the standards and norms of the low voltage directive 72/23/EWG, rotating electrotechnical motor EN 60034-1-34, electromagnetic compatibility (EMC) DIN EN 61000-3/-6/-4.

- 1) For standard UL for ELECTRIC FANS UL 507 and CSA 22.2 No. 13 for Fans and Ventilators (Certificate Number E225239).
- 2) Relief-valve are available for limiting differential pressure.
- 3) Measuring-surface sound-pressure level acc. to DIN EN 21680, measured at a distance of 3.28 ft. The pump is throttled to an average suction pressure, a hose is connected to the discharge side (vacuum pump) / suction side (compressor), but is not fitted with relief valves.

The motors are designed according to the DIN EN 60 034 / DIN IEC 34-1 and temperature class F.

For the three phase machines the tolerances are +/- 10 % for fixed voltage and +/- 5 % for voltage range.

For all three phase machines which designed according to the UL and CSA norm (UL 507 and CSA 22.2 No. 100) the maximum allowed voltage tolerances are - 10 % resp. + 6 %.

The frequency tolerance is maximum +/- 2 %.

Changes in particular the quoted performance curve, datas and weights without prior notice. The figures are without obligations.

www.nash-elmo.com

info@nash-elmo.com

+49 911 1454 - 0

nash_elmo Industries, LLC

nash_elmo Industries GmbH

nash_elmo Industries GmbH

2 Trefoil Drive
Trumbull 0661, CT
USA

Katzwanger Str. 150
90461 Nürnberg
Germany

Industriestr. 26
97616 Bad Neustadt/Saale
Germany