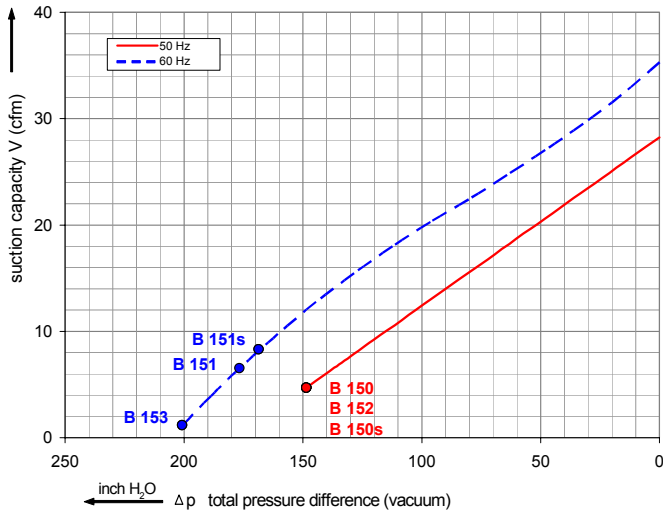
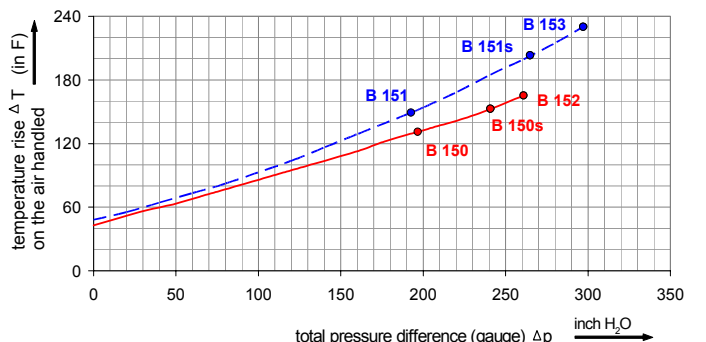
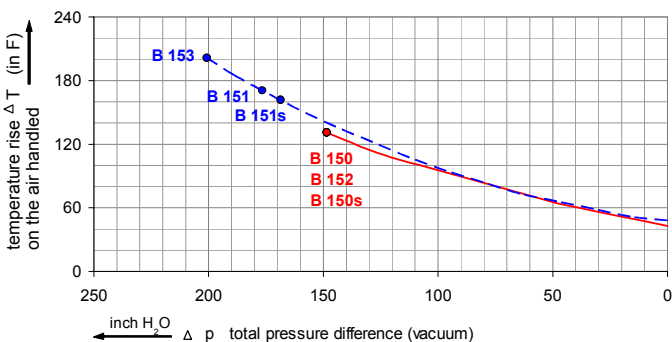
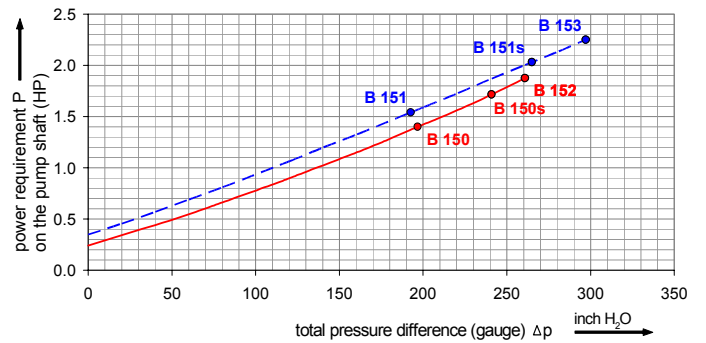
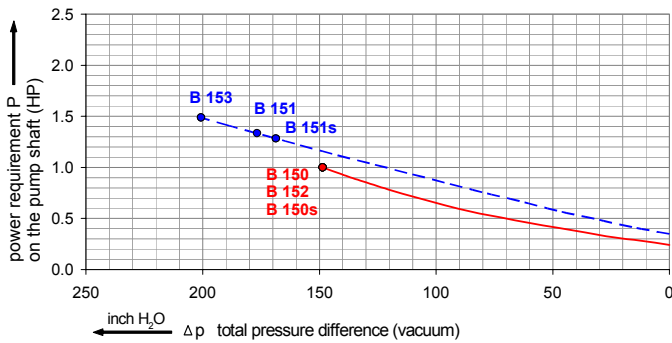
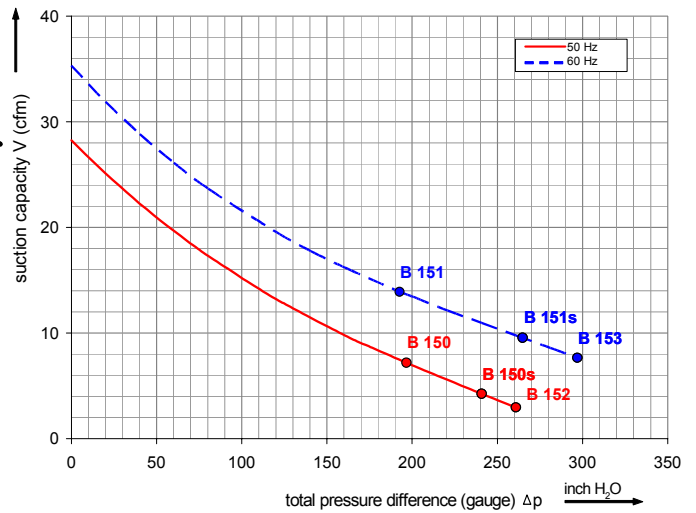


2BH7 220

Performance curve for Vacuum pump



Performance curve for Compressor



The performance curves are based on air at a temperature of 59 F and an atmospheric pressure of 401.53 inch H₂O with a tolerance of +/- 10 %. The total pressure differences are valid for suction and ambient temperatures up to 77 F. For other conditions please confer with us.

Each G_400 type can be applied both as vacuum pump and compressor in continuous operation over the total stated performance curve range. The motors are available as standard for the input voltage range of 50 and 60 Hz and for protection category IP 55 as well as approved for UL and CSA. Blowers with ATEX 94/9 EG are available, too.

Selection and ordering data

Type 2BH7 220

Curve No.	Order No.	Fre- quency	Rated power	Input voltage		Input current		Permissible total differential pressure ²⁾		Sound pressure level ³⁾	Weight ca.
								Vacuum inch H ₂ O	Compressor inch H ₂ O		
		Hz	HP	V		A					

3~ 50/60 Hz IP55 isolation material class F 1)

B 150	2BH7220-0AH26-7	50	1.09	200D ... 240D	345Y ... 415Y	4.0D	2.3 Y	-149	197	58	53
B 151	2BH7220-0AH26-7	60	1.26	220D ... 275D	380Y ... 480Y	4.0D	2.3 Y	-177	193	62	53
B 152	2BH7220-0AH56-7	50	2.0	200D ... 240D	345Y ... 415Y	7.5D	4.3 Y	-149	261	58	62
B 153	2BH7220-0AH56-7	60	2.35	220D ... 275D	380Y ... 480Y	7.6D	4.4 Y	-201	297	62	62

1~ 50/60 Hz IP55 with attached condenser for continuous operation

B 150s	2BH7220-0AV74-7	50	2.0	100	200	22.3	11.2	-149	241	58	66
B 151s	2BH7220-0AV74-7	60	2.35	100	200	23.7	11.85	-169	265	62	66
B 150s	2BH7220-0AV75-7	50	2.0	115	230	19.4	9.7	-149	241	58	66
B 151s	2BH7220-0AV75-7	60	2.35	115	230	20.6	10.3	-169	265	62	66



Other voltage ranges

2BH7220-0A .

50Hz	60Hz	
3~		↑ ↑
185...225 V D / 320...390 V Y	200...240 V D / 345...415 V Y	H 1
200...240 V D / 345...415 V Y	220...275 V D / 380...480 V Y	H 6
345...415 V D	380...480 V D	H 7
500 V D	575 V D	C 5

Machines according to the ATEX norm 94/4 EG are available for the whole performance range.

Following types available: Category 3 G, 3/2 G, 3 D and 3/2 D.

Further voltage range on request; please quote in plain text.

All G_400 achieve the standards and norms of the low voltage directive 72/23/EWG, rotating electrotechnical motor EN 60034-1-34, electromagnetic compatibility (EMC) DIN EN 61000-3/-6/-4.

- 1) For standard UL for ELECTRIC FANS UL 507 and CSA 22.2 No. 13 for Fans and Ventilators (Certificate Number E225239).
- 2) Relief-valve are available for limiting differential pressure.
- 3) Measuring-surface sound-pressure level acc. to DIN EN 21680, measured at a distance of 3.28 ft. The pump is throttled to an average suction pressure, a hose is connected to the discharge side (vacuum pump) / suction side (compressor), but is not fitted with relief valves.

The motors are designed according to the DIN EN 60 034 / DIN IEC 34-1 and temperature class F.

For the three phase machines the tolerances are +/- 10 % for fixed voltage and +/- 5 % for voltage range.

The frequency tolerance is maximum +/- 2 %.

Changes in particular the quoted performance curve, datas and weights without prior notice. The figures are without obligations.

www.nash-elmo.com

info@nash-elmo.com

+49 911 1454 – 0

nash_elmo Industries, LLC

nash_elmo Industries GmbH

nash_elmo Industries GmbH

2 Trefoil Drive
Trumbull 0661, CT
USA

Katzwanger Str. 150
90461 Nürnberg
Germany

Industriestr. 26
97616 Bad Neustadt/Saale
Germany